



Results

Survey 258631

Number of records in this query:	10
Total records in survey:	10
Percentage of total:	100.00%



Field summary for 2

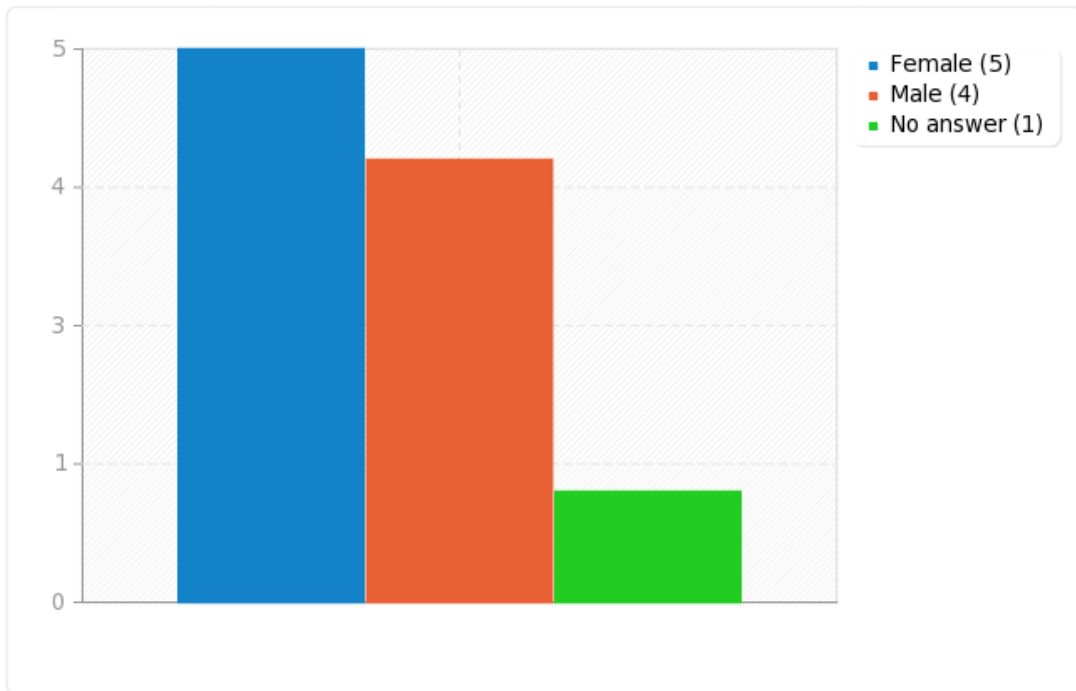
What is your gender?

Answer	Count	Percentage
Female (F)	5	50.00%
Male (M)	4	40.00%
No answer	1	10.00%



Field summary for 2

What is your gender?





Field summary for 1

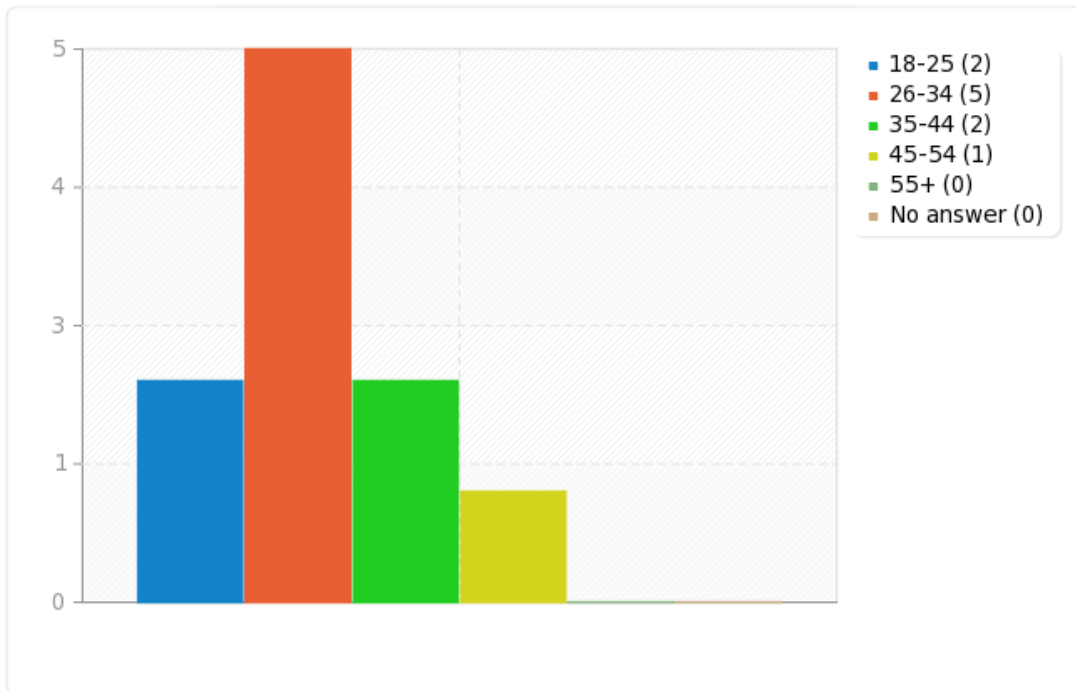
What is your age group?

Answer	Count	Percentage
18-25 (A1)	2	20.00%
26-34 (A2)	5	50.00%
35-44 (A3)	2	20.00%
45-54 (A4)	1	10.00%
55+ (A5)	0	0.00%
No answer	0	0.00%



Field summary for 1

What is your age group?





Field summary for 3

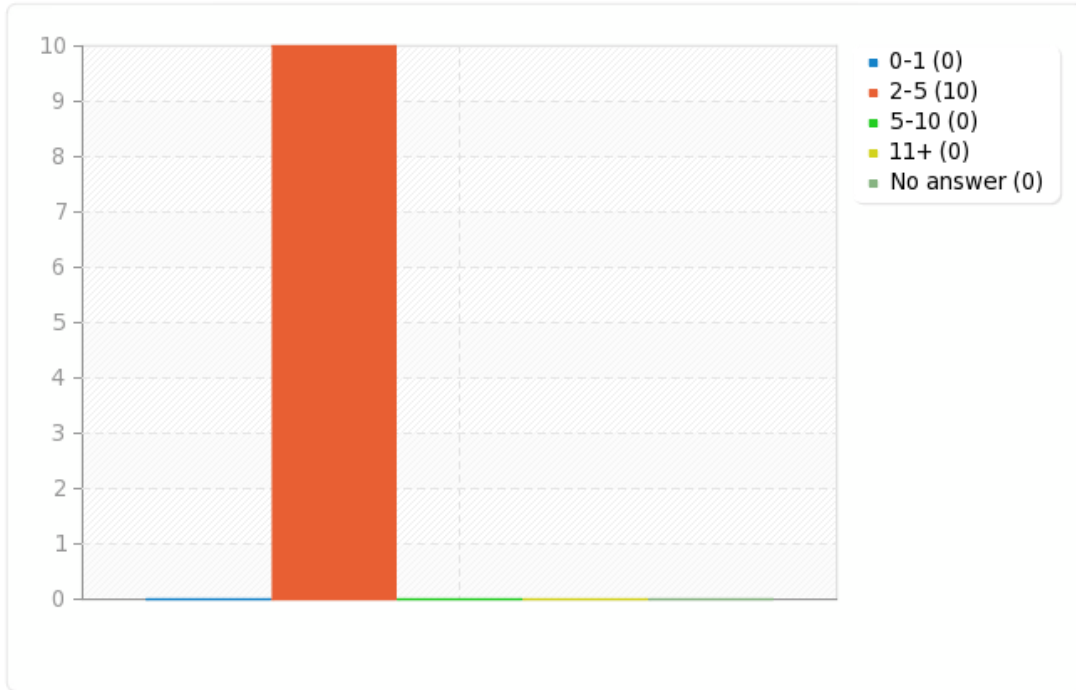
How many internet connected devices are you interacting with on a daily basis? (e.g. smartphones, laptops, PC, smart appliances, consoles, tvboxes...)

Answer	Count	Percentage
0-1 (A1)	0	0.00%
2-5 (A2)	10	100.00%
5-10 (A3)	0	0.00%
11+ (A4)	0	0.00%
No answer	0	0.00%



Field summary for 3

How many internet connected devices are you interacting with on a daily basis? (e.g. smartphones, laptops, PC, smart appliances, consoles, tvboxes...)





Field summary for 4

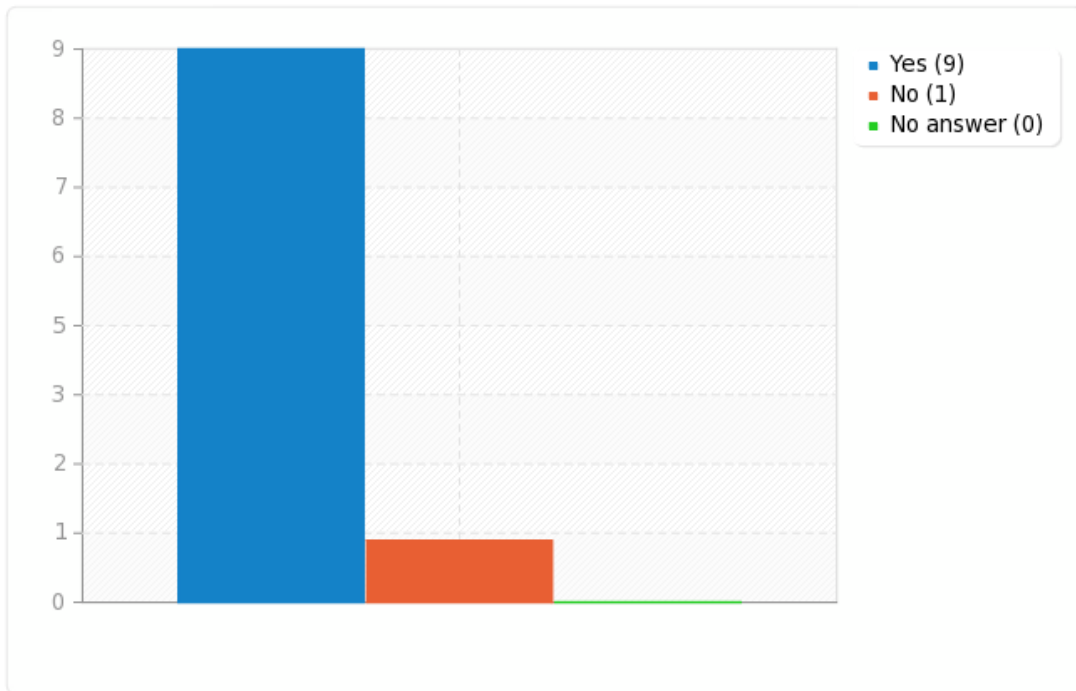
Do you use third-party applications in your smartphone?

Answer	Count	Percentage
Yes (Y)	9	90.00%
No (N)	1	10.00%
No answer	0	0.00%



Field summary for 4

Do you use third-party applications in your smartphone?





Field summary for 5

Roughly how often do you use your smartphone during the day? (e.g. playing games, checking emails, making to do lists, browsing)

Answer	Count	Percentage
All the time (A1)	3	30.00%
At least once every hour (A2)	3	30.00%
Several times a day (A3)	4	40.00%
Rarely (A4)	0	0.00%
No answer	0	0.00%



Field summary for 5

Roughly how often do you use your smartphone during the day? (e.g. playing games, checking emails, making to do lists, browsing)





Field summary for 6(SQ001)

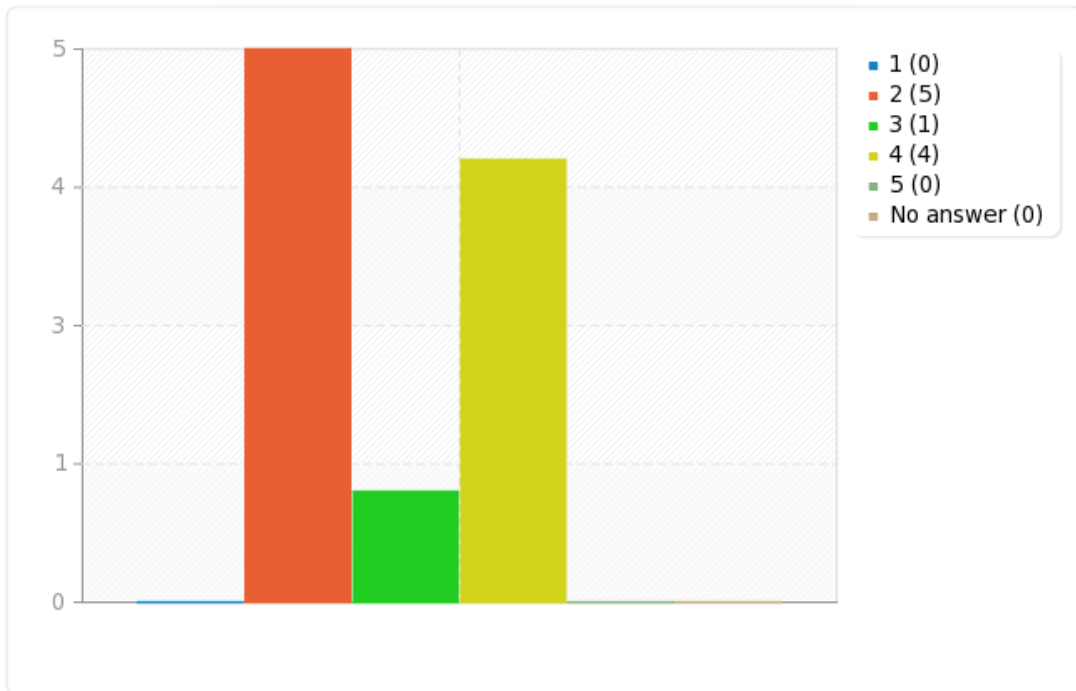
On a scale from 1 (strongly disagree) to 5 (strongly agree) please quantify the following statements about you. [I always read terms and conditions before installing new app or registering to new online service.]

Answer	Count	Percentage	Sum
1 (1)	0	0.00%	50.00%
2 (2)	5	50.00%	
3 (3)	1	10.00%	10.00%
4 (4)	4	40.00%	
5 (5)	0	0.00%	40.00%
No answer	0	0.00%	
Arithmetic mean	2.9		
Standard deviation	0.99		
Sum (Answers)	10	100.00%	100.00%
Number of cases	10	100.00%	



Field summary for 6(SQ001)

On a scale from 1 (strongly disagree) to 5 (strongly agree) please quantify the following statements about you. [I always read terms and conditions before installing new app or registering to new online service.]





Field summary for 6(SQ002)

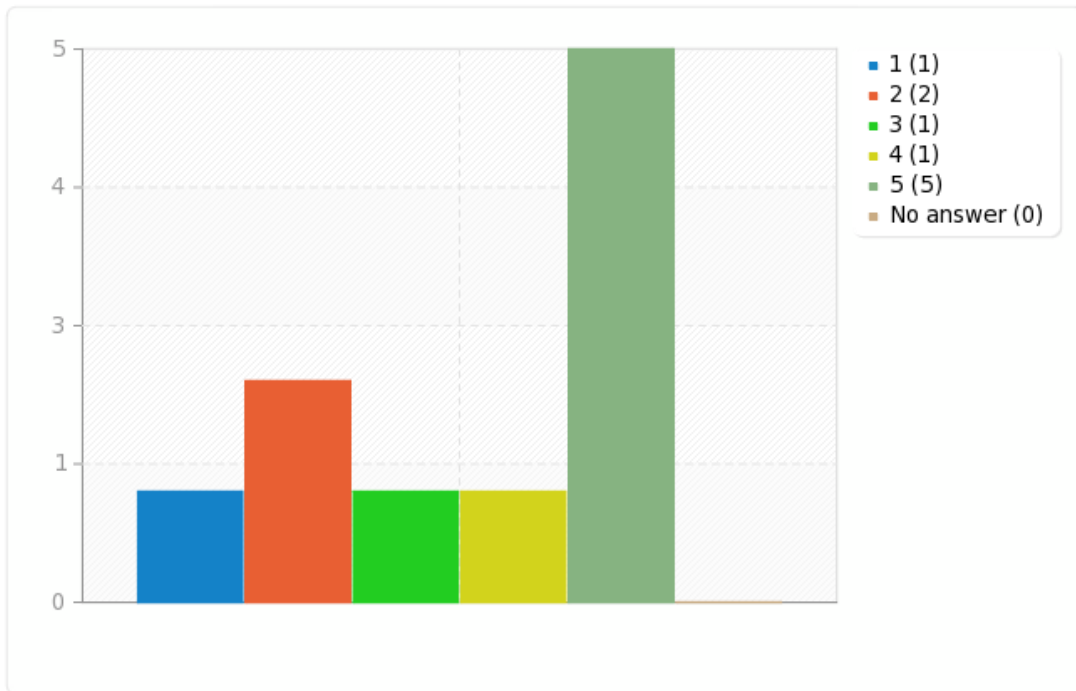
On a scale from 1 (strongly disagree) to 5 (strongly agree) please quantify the following statements about you. [I am cautious to whom I share my personal information with online.]

Answer	Count	Percentage	Sum
1 (1)	1	10.00%	30.00%
2 (2)	2	20.00%	
3 (3)	1	10.00%	10.00%
4 (4)	1	10.00%	
5 (5)	5	50.00%	60.00%
No answer	0	0.00%	
Arithmetic mean	3.7		
Standard deviation	1.57		
Sum (Answers)	10	100.00%	100.00%
Number of cases	10	100.00%	



Field summary for 6(SQ002)

On a scale from 1 (strongly disagree) to 5 (strongly agree) please quantify the following statements about you. [I am cautious to whom I share my personal information with online.]





Field summary for 6(SQ003)

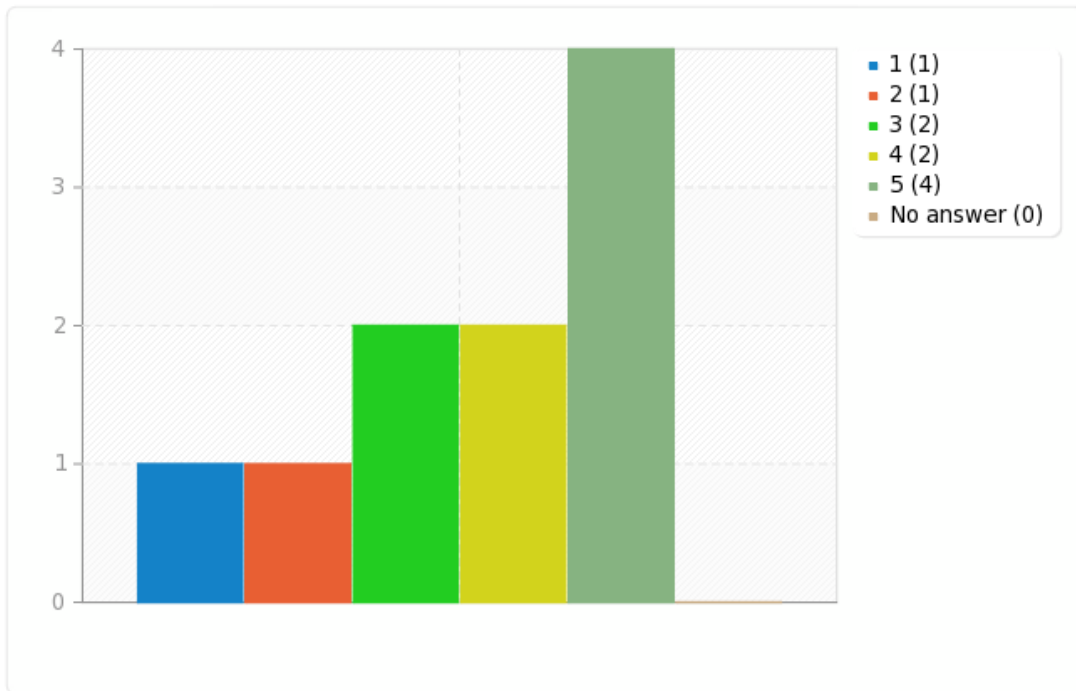
On a scale from 1 (strongly disagree) to 5 (strongly agree) please quantify the following statements about you. [I am selective of what personal information I share online.]

Answer	Count	Percentage	Sum
1 (1)	1	10.00%	20.00%
2 (2)	1	10.00%	
3 (3)	2	20.00%	20.00%
4 (4)	2	20.00%	
5 (5)	4	40.00%	60.00%
No answer	0	0.00%	
Arithmetic mean	3.7		
Standard deviation	1.42		
Sum (Answers)	10	100.00%	100.00%
Number of cases	10	100.00%	



Field summary for 6(SQ003)

On a scale from 1 (strongly disagree) to 5 (strongly agree) please quantify the following statements about you. [I am selective of what personal information I share online.]





Field summary for 6(SQ004)

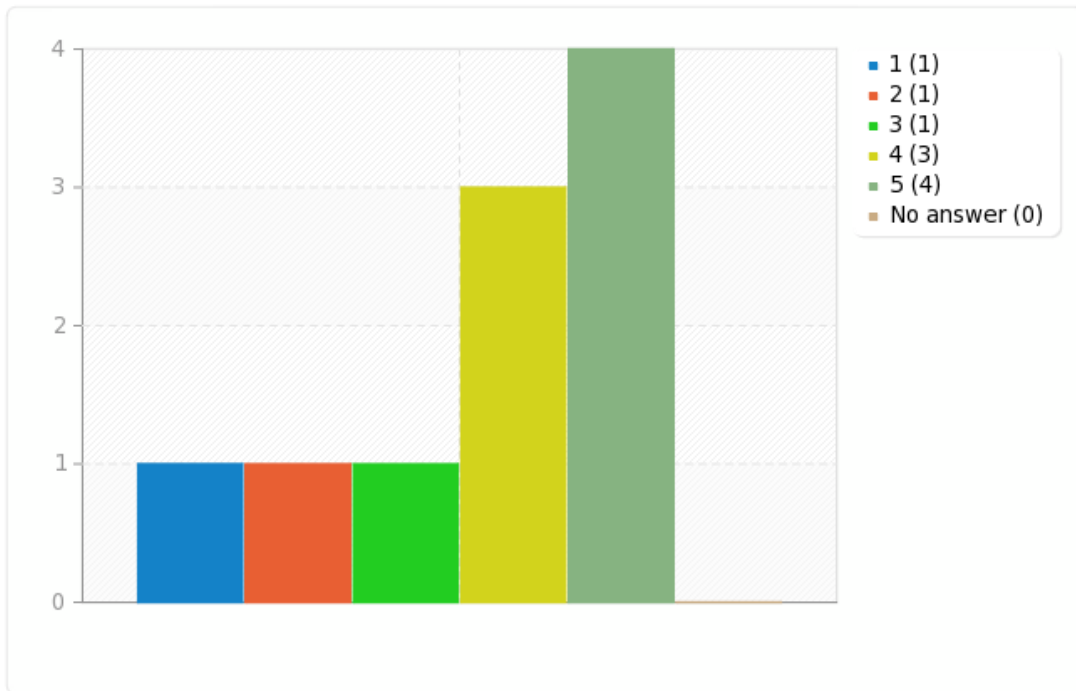
On a scale from 1 (strongly disagree) to 5 (strongly agree) please quantify the following statements about you. [I am against the collection of biometric or behavioral information about me.]

Answer	Count	Percentage	Sum
1 (1)	1	10.00%	20.00%
2 (2)	1	10.00%	
3 (3)	1	10.00%	10.00%
4 (4)	3	30.00%	
5 (5)	4	40.00%	70.00%
No answer	0	0.00%	
Arithmetic mean	3.8		
Standard deviation	1.4		
Sum (Answers)	10	100.00%	100.00%
Number of cases	10	100.00%	



Field summary for 6(SQ004)

On a scale from 1 (strongly disagree) to 5 (strongly agree) please quantify the following statements about you. [I am against the collection of biometric or behavioral information about me.]





Field summary for 6(SQ005)

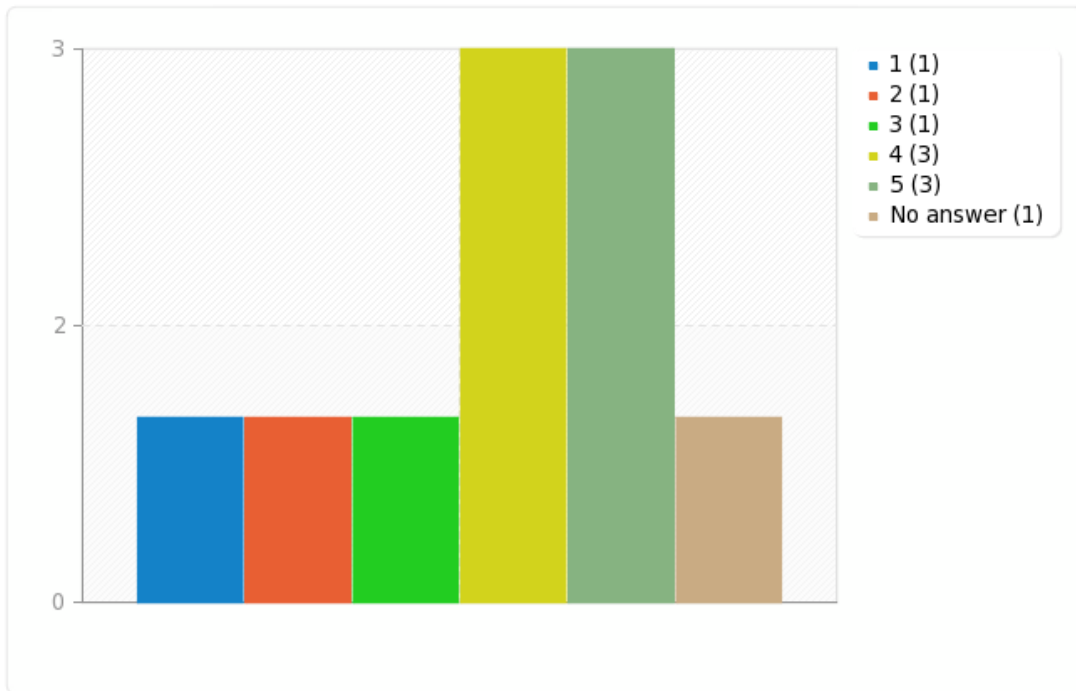
On a scale from 1 (strongly disagree) to 5 (strongly agree) please quantify the following statements about you. [I am more inclined to share my personal data if I know how the data is used.]

Answer	Count	Percentage	Sum
1 (1)	1	11.11%	22.22%
2 (2)	1	11.11%	
3 (3)	1	11.11%	11.11%
4 (4)	3	33.33%	
5 (5)	3	33.33%	66.67%
No answer	1	10.00%	
Arithmetic mean	3.67		
Standard deviation	1.41		
Sum (Answers)	9	100.00%	100.00%
Number of cases	10	100.00%	



Field summary for 6(SQ005)

On a scale from 1 (strongly disagree) to 5 (strongly agree) please quantify the following statements about you. [I am more inclined to share my personal data if I know how the data is used.]





Field summary for 6(SQ006)

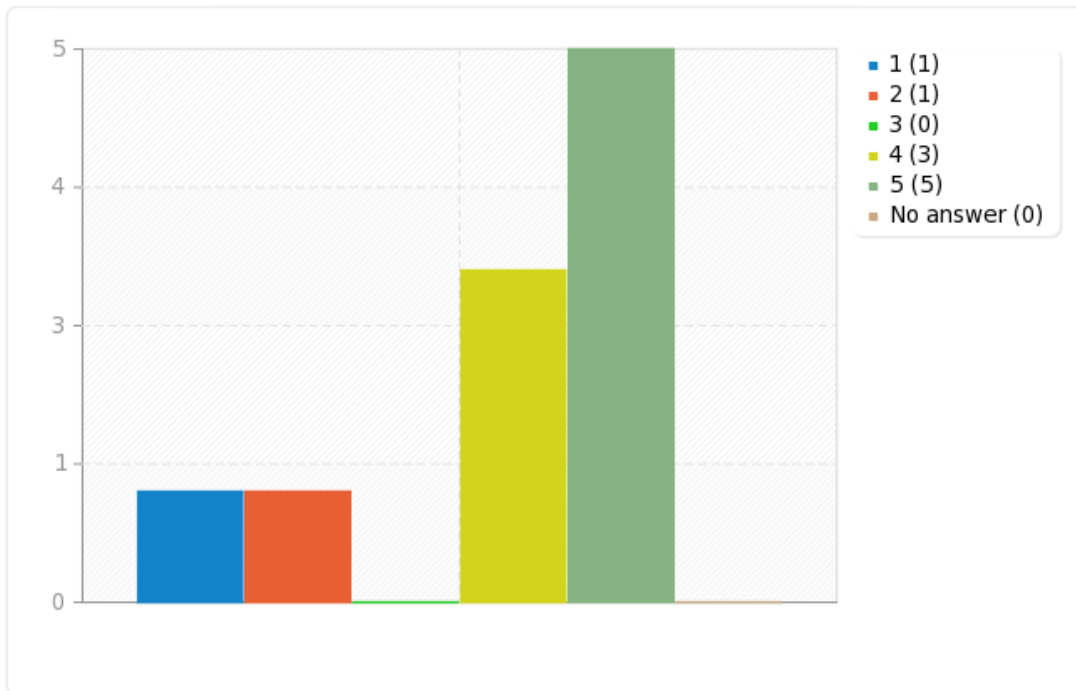
On a scale from 1 (strongly disagree) to 5 (strongly agree) please quantify the following statements about you. [I think that I should be informed about the capability of the devices I interact with.]

Answer	Count	Percentage	Sum
1 (1)	1	10.00%	20.00%
2 (2)	1	10.00%	
3 (3)	0	0.00%	0.00%
4 (4)	3	30.00%	
5 (5)	5	50.00%	80.00%
No answer	0	0.00%	
Arithmetic mean	4		
Standard deviation	1.41		
Sum (Answers)	10	100.00%	100.00%
Number of cases	10	100.00%	



Field summary for 6(SQ006)

On a scale from 1 (strongly disagree) to 5 (strongly agree) please quantify the following statements about you. [I think that I should be informed about the capability of the devices I interact with.]





Field summary for 6(SQ007)

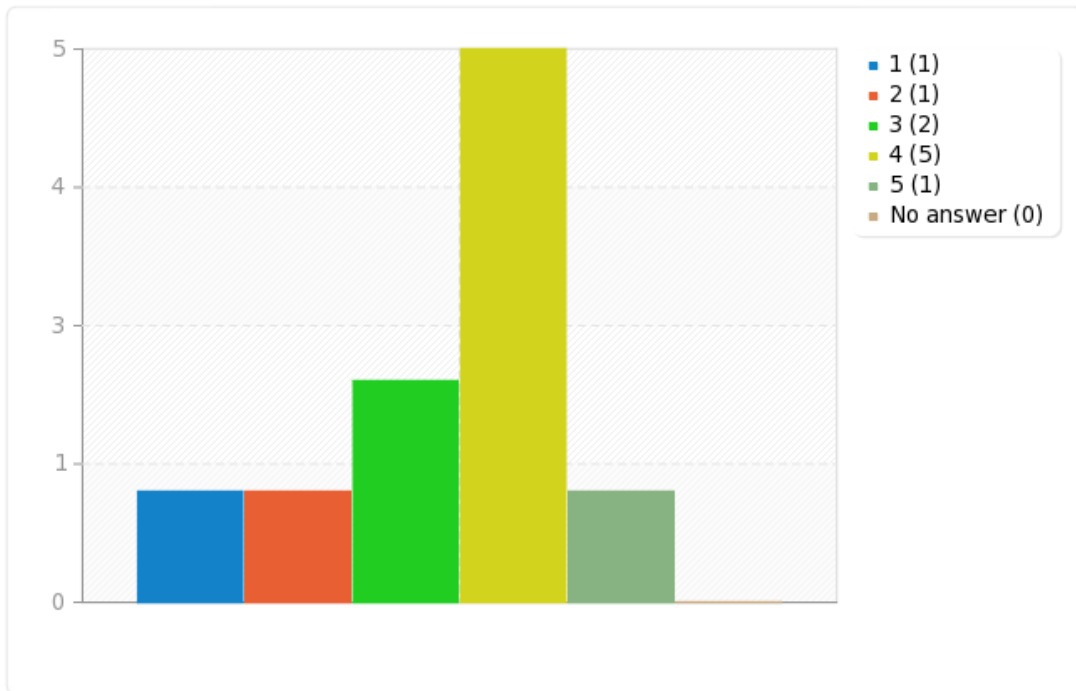
On a scale from 1 (strongly disagree) to 5 (strongly agree) please quantify the following statements about you. [I don't mind sharing data about me online if I trust the organisation providing the service.]

Answer	Count	Percentage	Sum
1 (1)	1	10.00%	20.00%
2 (2)	1	10.00%	
3 (3)	2	20.00%	20.00%
4 (4)	5	50.00%	
5 (5)	1	10.00%	60.00%
No answer	0	0.00%	
Arithmetic mean	3.4		
Standard deviation	1.17		
Sum (Answers)	10	100.00%	100.00%
Number of cases	10	100.00%	



Field summary for 6(SQ007)

On a scale from 1 (strongly disagree) to 5 (strongly agree) please quantify the following statements about you. [I don't mind sharing data about me online if I trust the organisation providing the service.]





Field summary for 6(SQ008)

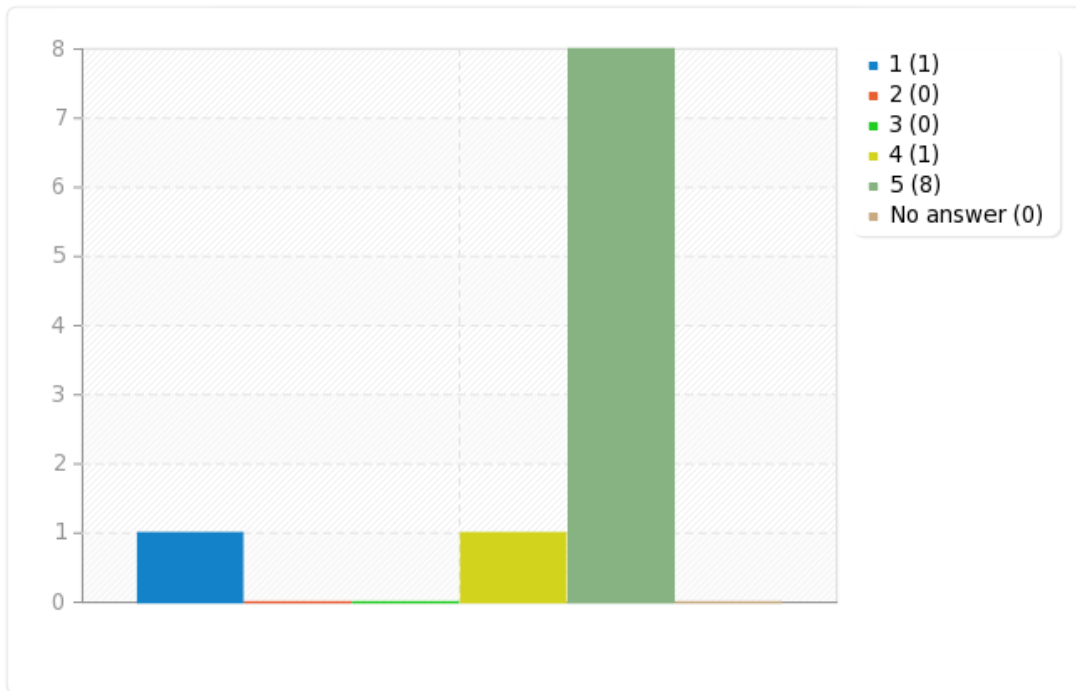
On a scale from 1 (strongly disagree) to 5 (strongly agree) please quantify the following statements about you. [I believe as owner of the device I should have full control over the behaviour of the device (eg. turning it on and off, turn off microphone etc.)]

Answer	Count	Percentage	Sum
1 (1)	1	10.00%	10.00%
2 (2)	0	0.00%	
3 (3)	0	0.00%	0.00%
4 (4)	1	10.00%	
5 (5)	8	80.00%	90.00%
No answer	0	0.00%	
Arithmetic mean	4.5		
Standard deviation	1.27		
Sum (Answers)	10	100.00%	100.00%
Number of cases	10	100.00%	



Field summary for 6(SQ008)

On a scale from 1 (strongly disagree) to 5 (strongly agree) please quantify the following statements about you. [I believe as owner of the device I should have full control over the behaviour of the device (eg. turning it on and off, turn off microphone etc.)]





Field summary for 1(SQ001)

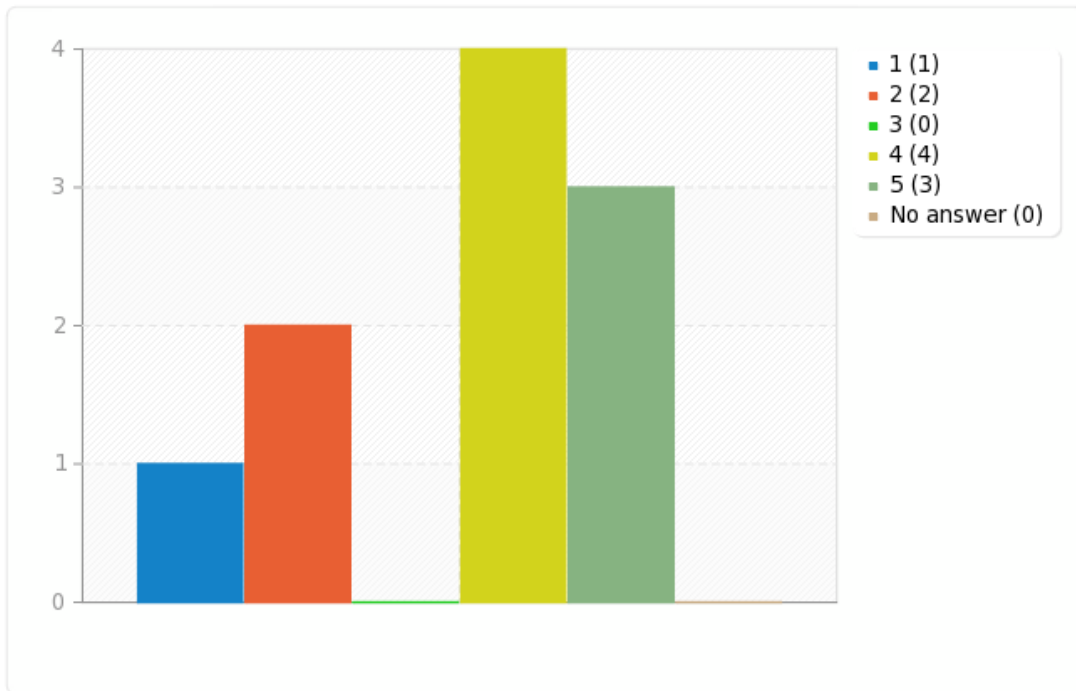
On scale from 1(strongly disagree) to 5 (strongly agree) please quantify the following statements about your experience with the Trusted Tiny Things app and system. [I was aware of what I could do with the NFC technology before I started using the app.]

Answer	Count	Percentage	Sum
1 (1)	1	10.00%	30.00%
2 (2)	2	20.00%	
3 (3)	0	0.00%	0.00%
4 (4)	4	40.00%	
5 (5)	3	30.00%	70.00%
No answer	0	0.00%	
Arithmetic mean	3.6		
Standard deviation	1.43		
Sum (Answers)	10	100.00%	100.00%
Number of cases	10	100.00%	



Field summary for 1(SQ001)

On scale from 1(strongly disagree) to 5 (strongly agree) please quantify the following statements about your experience with the Trusted Tiny Things app and system. [I was aware of what I could do with the NFC technology before I started using the app.]





Field summary for 1(SQ002)

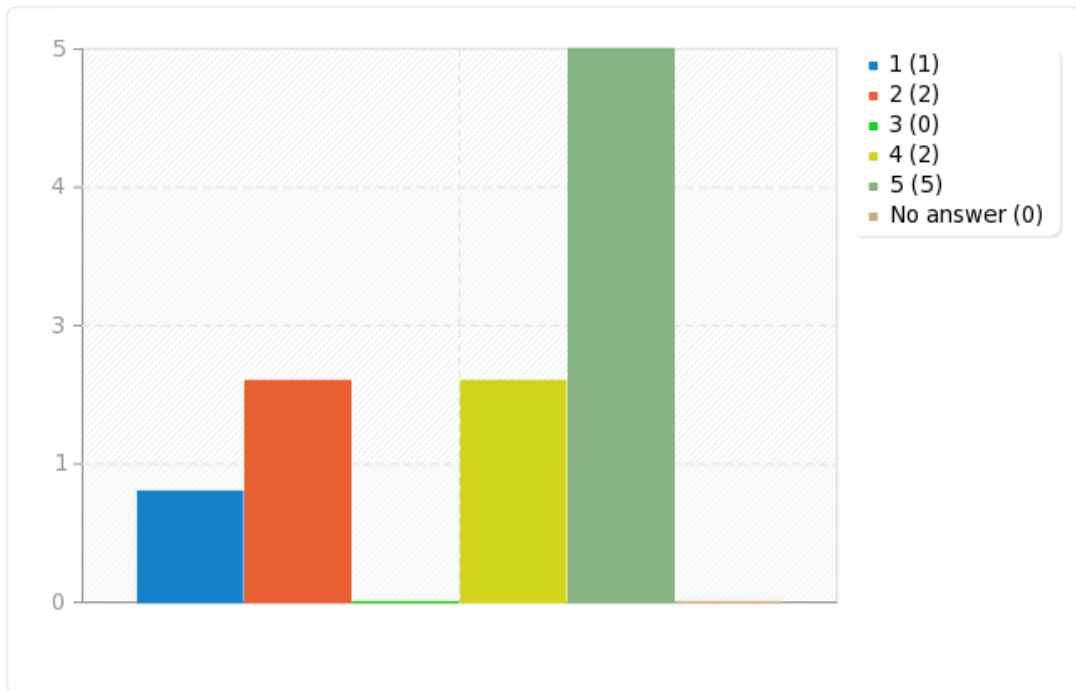
On scale from 1(strongly disagree) to 5 (strongly agree) please quantify the following statements about your experience with the Trusted Tiny Things app and system. [It was easy to scan the NFC tags available in bus stops.]

Answer	Count	Percentage	Sum
1 (1)	1	10.00%	30.00%
2 (2)	2	20.00%	
3 (3)	0	0.00%	0.00%
4 (4)	2	20.00%	
5 (5)	5	50.00%	70.00%
No answer	0	0.00%	
Arithmetic mean	3.8		
Standard deviation	1.55		
Sum (Answers)	10	100.00%	100.00%
Number of cases	10	100.00%	



Field summary for 1(SQ002)

On scale from 1(strongly disagree) to 5 (strongly agree) please quantify the following statements about your experience with the Trusted Tiny Things app and system. [It was easy to scan the NFC tags available in bus stops.]





Field summary for 1(SQ003)

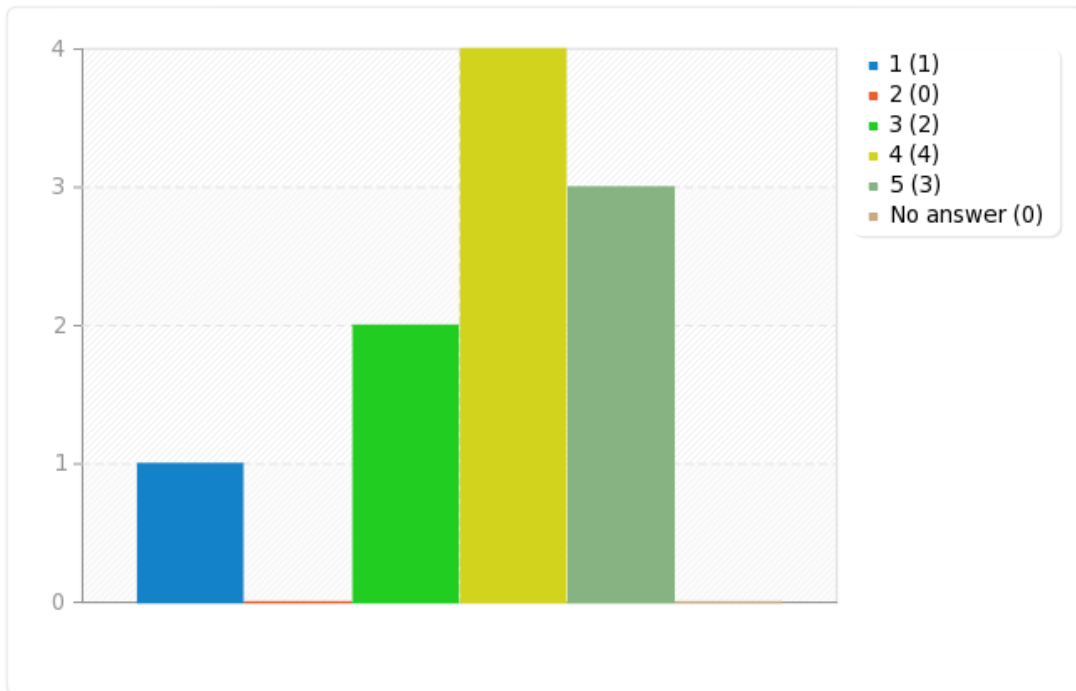
On scale from 1(strongly disagree) to 5 (strongly agree) please quantify the following statements about your experience with the Trusted Tiny Things app and system. [From the main screen on the app I could immediately see what the service I was about to access was capable of.]

Answer	Count	Percentage	Sum
1 (1)	1	10.00%	10.00%
2 (2)	0	0.00%	
3 (3)	2	20.00%	20.00%
4 (4)	4	40.00%	
5 (5)	3	30.00%	70.00%
No answer	0	0.00%	
Arithmetic mean	3.8		
Standard deviation	1.23		
Sum (Answers)	10	100.00%	100.00%
Number of cases	10	100.00%	



Field summary for 1(SQ003)

On scale from 1(strongly disagree) to 5 (strongly agree) please quantify the following statements about your experience with the Trusted Tiny Things app and system. [From the main screen on the app I could immediately see what the service I was about to access was capable of.]





Field summary for 1(SQ004)

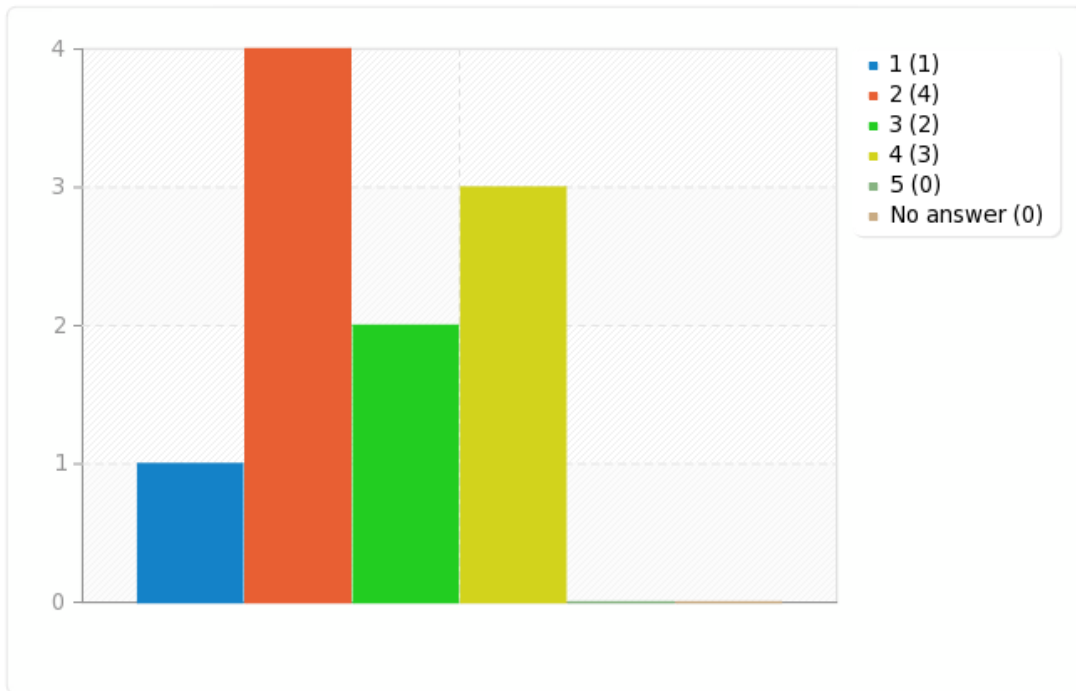
On scale from 1(strongly disagree) to 5 (strongly agree) please quantify the following statements about your experience with the Trusted Tiny Things app and system. [I would scan the NFC tag on the bus stops even if I didn't know what the service was doing.]

Answer	Count	Percentage	Sum
1 (1)	1	10.00%	50.00%
2 (2)	4	40.00%	
3 (3)	2	20.00%	20.00%
4 (4)	3	30.00%	
5 (5)	0	0.00%	30.00%
No answer	0	0.00%	
Arithmetic mean	2.7		
Standard deviation	1.06		
Sum (Answers)	10	100.00%	100.00%
Number of cases	10	100.00%	



Field summary for 1(SQ004)

On scale from 1(strongly disagree) to 5 (strongly agree) please quantify the following statements about your experience with the Trusted Tiny Things app and system. [I would scan the NFC tag on the bus stops even if I didn't know what the service was doing.]





Field summary for 1(SQ005)

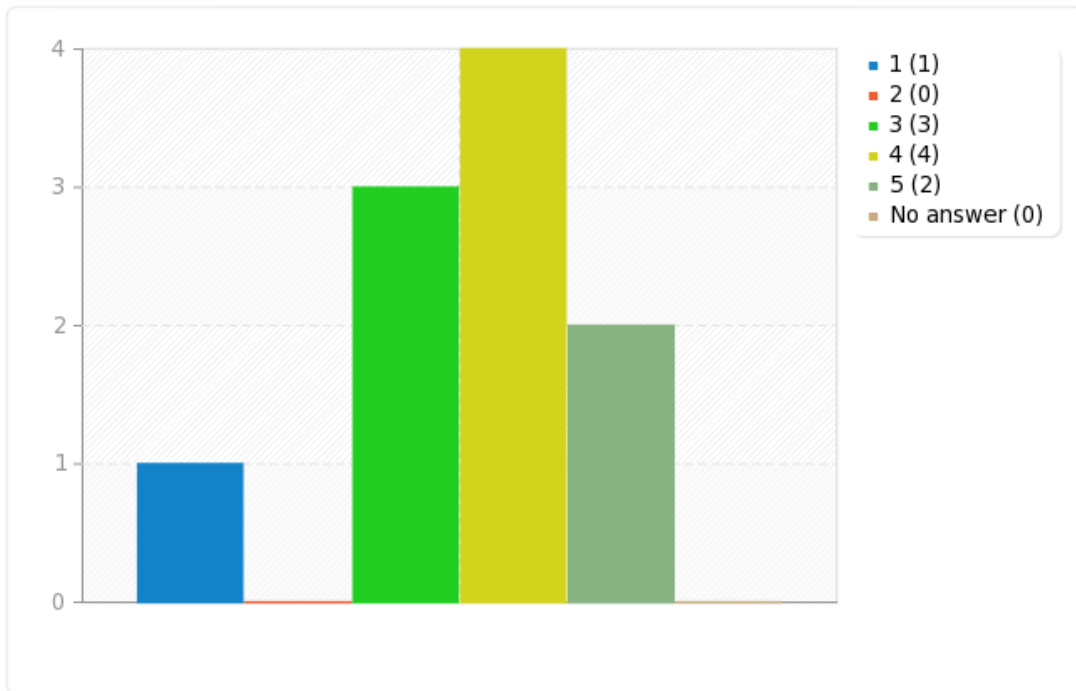
On scale from 1(strongly disagree) to 5 (strongly agree) please quantify the following statements about your experience with the Trusted Tiny Things app and system. [The app was intuitive.]

Answer	Count	Percentage	Sum
1 (1)	1	10.00%	10.00%
2 (2)	0	0.00%	
3 (3)	3	30.00%	30.00%
4 (4)	4	40.00%	
5 (5)	2	20.00%	60.00%
No answer	0	0.00%	
Arithmetic mean	3.6		
Standard deviation	1.17		
Sum (Answers)	10	100.00%	100.00%
Number of cases	10	100.00%	



Field summary for 1(SQ005)

On scale from 1(strongly disagree) to 5 (strongly agree) please quantify the following statements about your experience with the Trusted Tiny Things app and system. [The app was intuitive.]





Field summary for 1(SQ006)

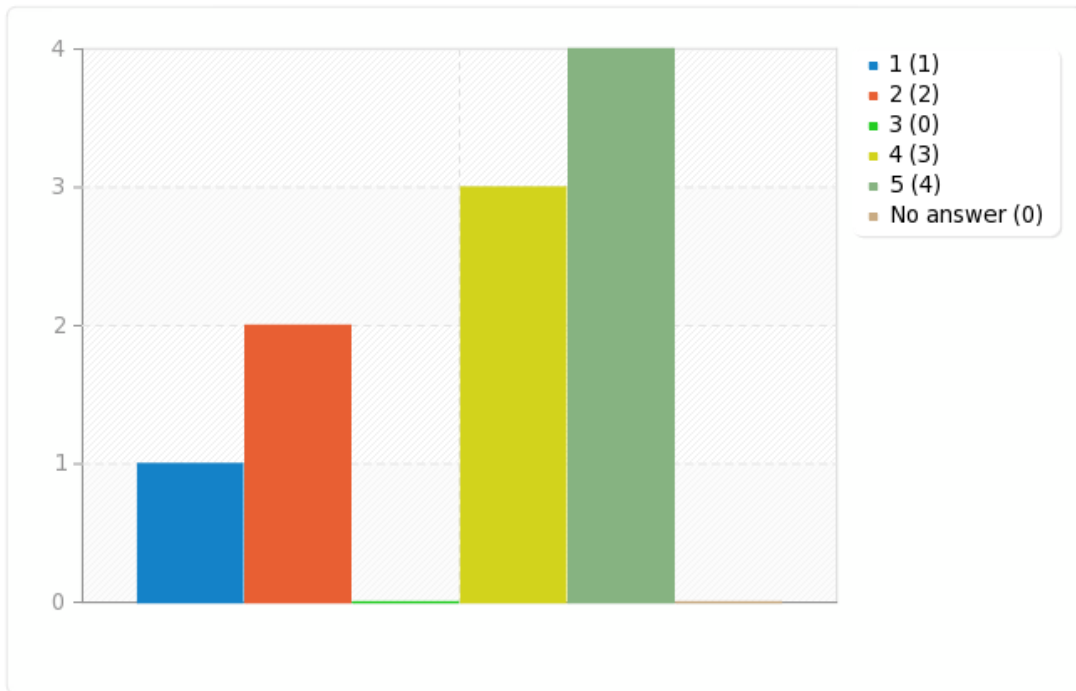
On scale from 1(strongly disagree) to 5 (strongly agree) please quantify the following statements about your experience with the Trusted Tiny Things app and system. [The language used to describe the capabilities of the service was clear.]

Answer	Count	Percentage	Sum
1 (1)	1	10.00%	30.00%
2 (2)	2	20.00%	
3 (3)	0	0.00%	0.00%
4 (4)	3	30.00%	
5 (5)	4	40.00%	70.00%
No answer	0	0.00%	
Arithmetic mean	3.7		
Standard deviation	1.49		
Sum (Answers)	10	100.00%	100.00%
Number of cases	10	100.00%	



Field summary for 1(SQ006)

On scale from 1(strongly disagree) to 5 (strongly agree) please quantify the following statements about your experience with the Trusted Tiny Things app and system. [The language used to describe the capabilities of the service was clear.]





Field summary for 1(SQ007)

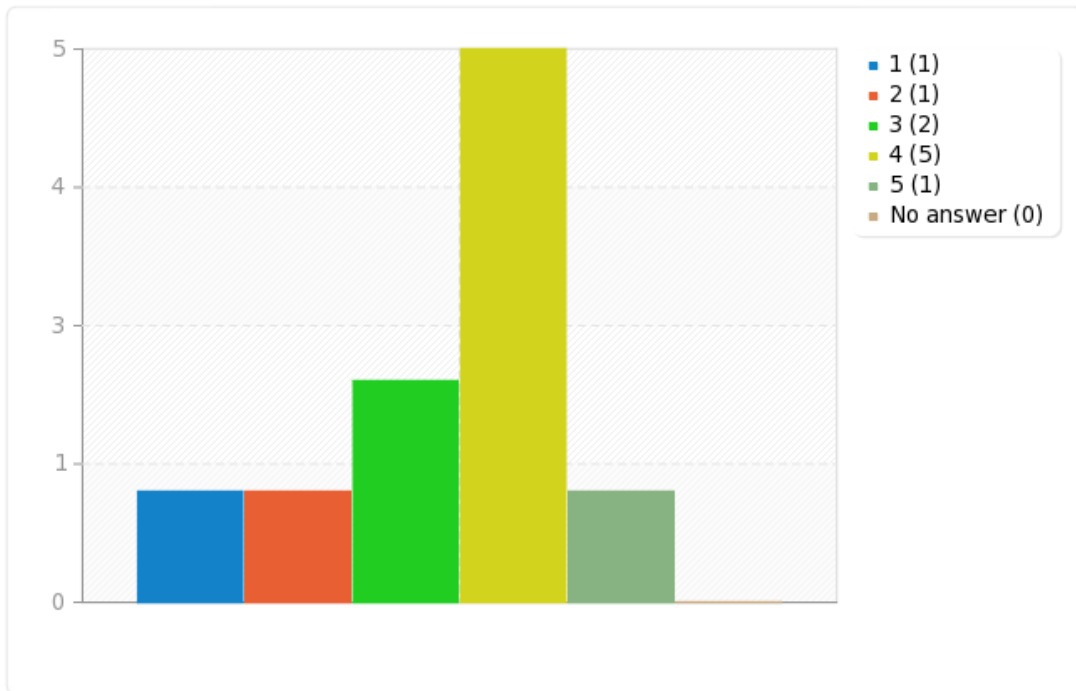
On scale from 1(strongly disagree) to 5 (strongly agree) please quantify the following statements about your experience with the Trusted Tiny Things app and system. [I would have liked more detailed information about the capabilities of the timetable service.]

Answer	Count	Percentage	Sum
1 (1)	1	10.00%	20.00%
2 (2)	1	10.00%	
3 (3)	2	20.00%	20.00%
4 (4)	5	50.00%	
5 (5)	1	10.00%	60.00%
No answer	0	0.00%	
Arithmetic mean	3.4		
Standard deviation	1.17		
Sum (Answers)	10	100.00%	100.00%
Number of cases	10	100.00%	



Field summary for 1(SQ007)

On scale from 1(strongly disagree) to 5 (strongly agree) please quantify the following statements about your experience with the Trusted Tiny Things app and system. [I would have liked more detailed information about the capabilities of the timetable service.]





Field summary for 1(SQ008)

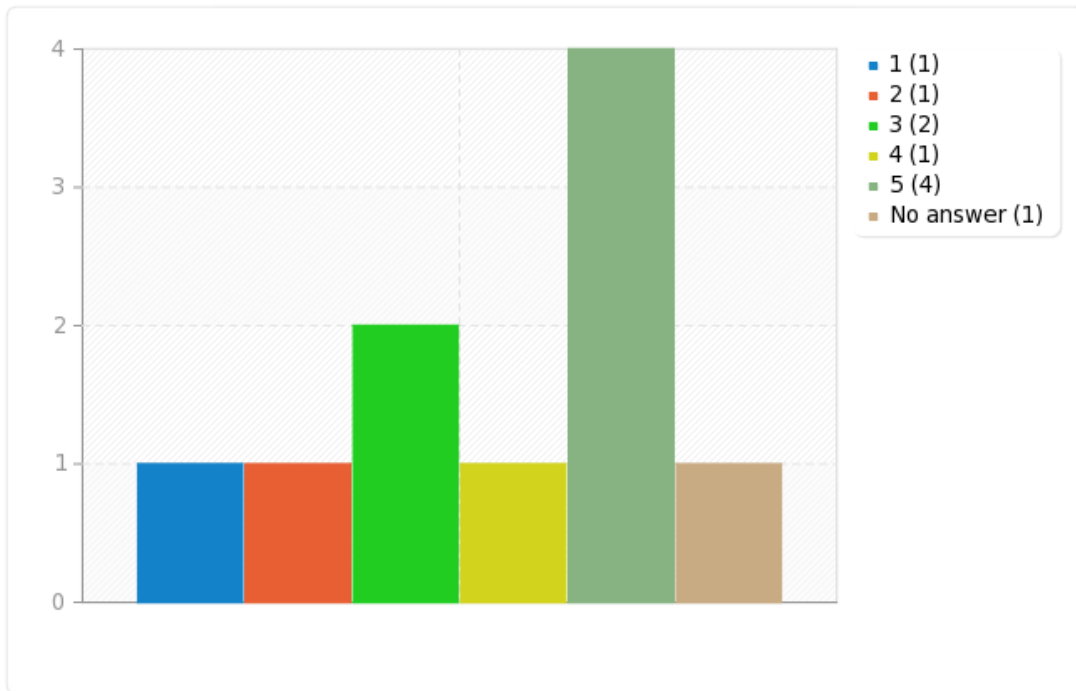
On scale from 1(strongly disagree) to 5 (strongly agree) please quantify the following statements about your experience with the Trusted Tiny Things app and system. [The Trusted Tiny Things application was stable and never crashed.]

Answer	Count	Percentage	Sum
1 (1)	1	11.11%	22.22%
2 (2)	1	11.11%	
3 (3)	2	22.22%	22.22%
4 (4)	1	11.11%	
5 (5)	4	44.44%	55.56%
No answer	1	10.00%	
Arithmetic mean	3.67		
Standard deviation	1.5		
Sum (Answers)	9	100.00%	100.00%
Number of cases	10	100.00%	



Field summary for 1(SQ008)

On scale from 1(strongly disagree) to 5 (strongly agree) please quantify the following statements about your experience with the Trusted Tiny Things app and system. [The Trusted Tiny Things application was stable and never crashed.]





Field summary for 1(SQ009)

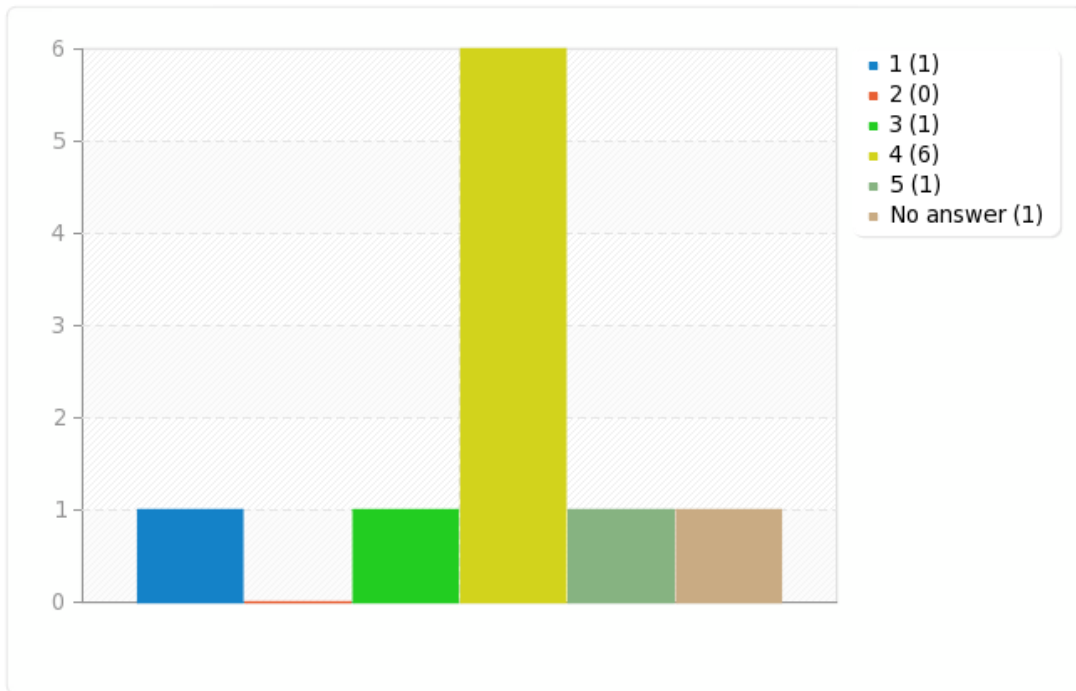
On scale from 1(strongly disagree) to 5 (strongly agree) please quantify the following statements about your experience with the Trusted Tiny Things app and system. [I found the information about the capabilities of timetable service very informative.]

Answer	Count	Percentage	Sum
1 (1)	1	11.11%	11.11%
2 (2)	0	0.00%	
3 (3)	1	11.11%	11.11%
4 (4)	6	66.67%	
5 (5)	1	11.11%	77.78%
No answer	1	10.00%	
Arithmetic mean	3.67		
Standard deviation	1.12		
Sum (Answers)	9	100.00%	100.00%
Number of cases	10	100.00%	



Field summary for 1(SQ009)

On scale from 1(strongly disagree) to 5 (strongly agree) please quantify the following statements about your experience with the Trusted Tiny Things app and system. [I found the information about the capabilities of timetable service very informative.]





Field summary for 1(SQ010)

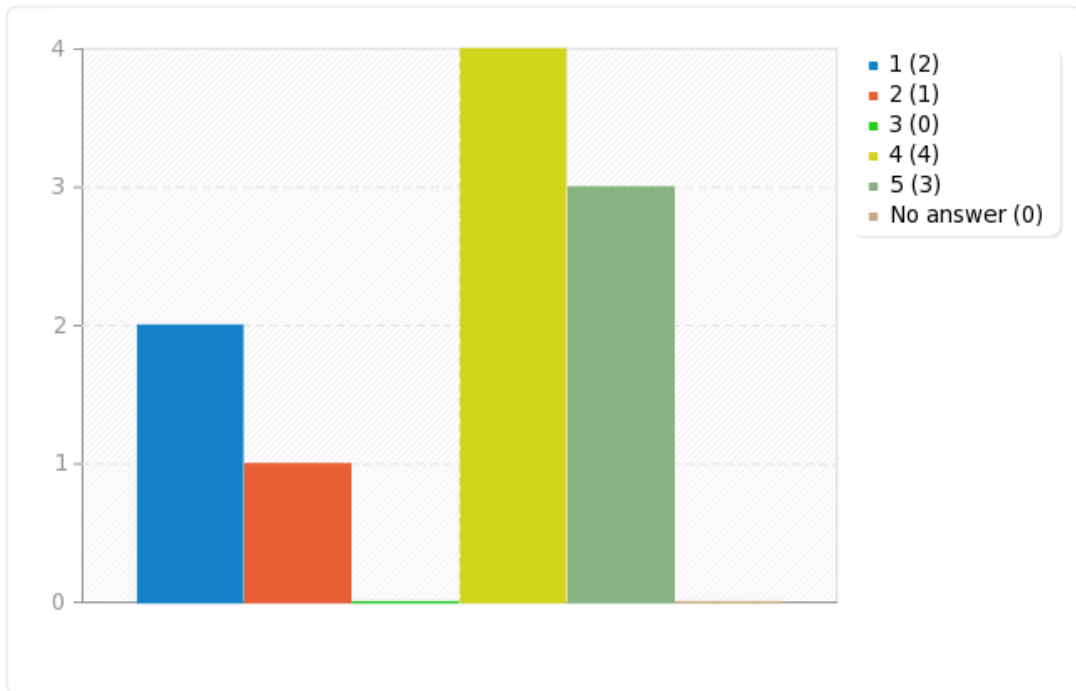
On scale from 1(strongly disagree) to 5 (strongly agree) please quantify the following statements about your experience with the Trusted Tiny Things app and system. [I was concerned about what information are collected about me when using the NFC device on the bus stops.]

Answer	Count	Percentage	Sum
1 (1)	2	20.00%	30.00%
2 (2)	1	10.00%	
3 (3)	0	0.00%	0.00%
4 (4)	4	40.00%	
5 (5)	3	30.00%	70.00%
No answer	0	0.00%	
Arithmetic mean	3.5		
Standard deviation	1.58		
Sum (Answers)	10	100.00%	100.00%
Number of cases	10	100.00%	



Field summary for 1(SQ010)

On scale from 1(strongly disagree) to 5 (strongly agree) please quantify the following statements about your experience with the Trusted Tiny Things app and system. [I was concerned about what information are collected about me when using the NFC device on the bus stops.]





Field summary for 1(SQ011)

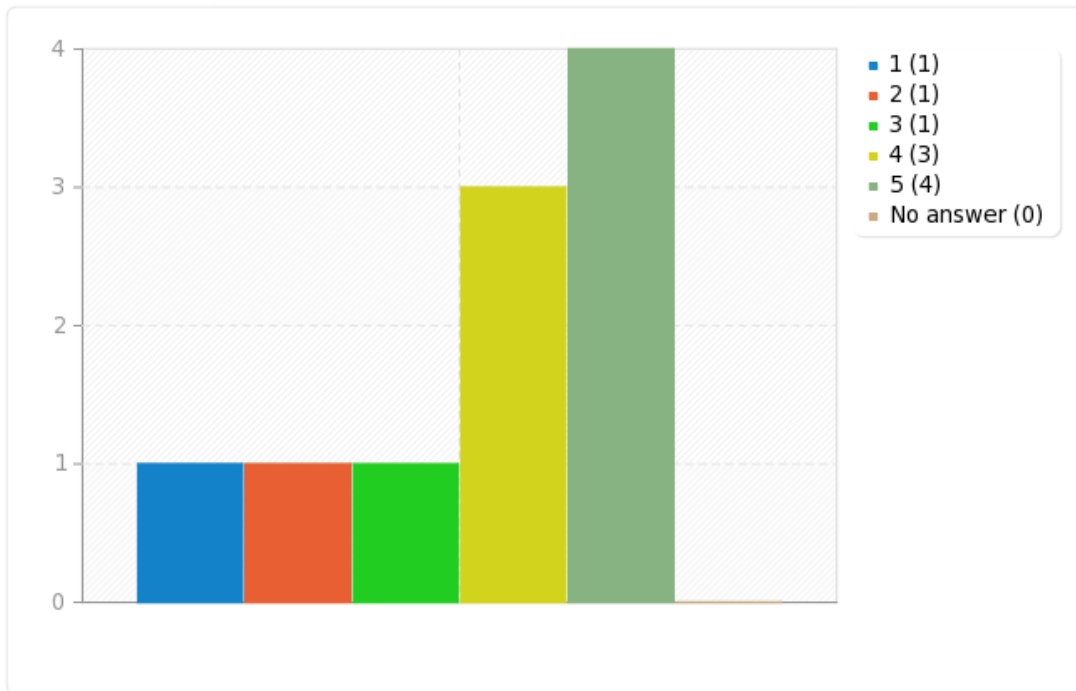
On scale from 1(strongly disagree) to 5 (strongly agree) please quantify the following statements about your experience with the Trusted Tiny Things app and system. [I am now more aware of the implications that technology can have on my privacy.]

Answer	Count	Percentage	Sum
1 (1)	1	10.00%	20.00%
2 (2)	1	10.00%	
3 (3)	1	10.00%	10.00%
4 (4)	3	30.00%	
5 (5)	4	40.00%	70.00%
No answer	0	0.00%	
Arithmetic mean	3.8		
Standard deviation	1.4		
Sum (Answers)	10	100.00%	100.00%
Number of cases	10	100.00%	



Field summary for 1(SQ011)

On scale from 1(strongly disagree) to 5 (strongly agree) please quantify the following statements about your experience with the Trusted Tiny Things app and system. [I am now more aware of the implications that technology can have on my privacy.]





Field summary for 1(SQ012)

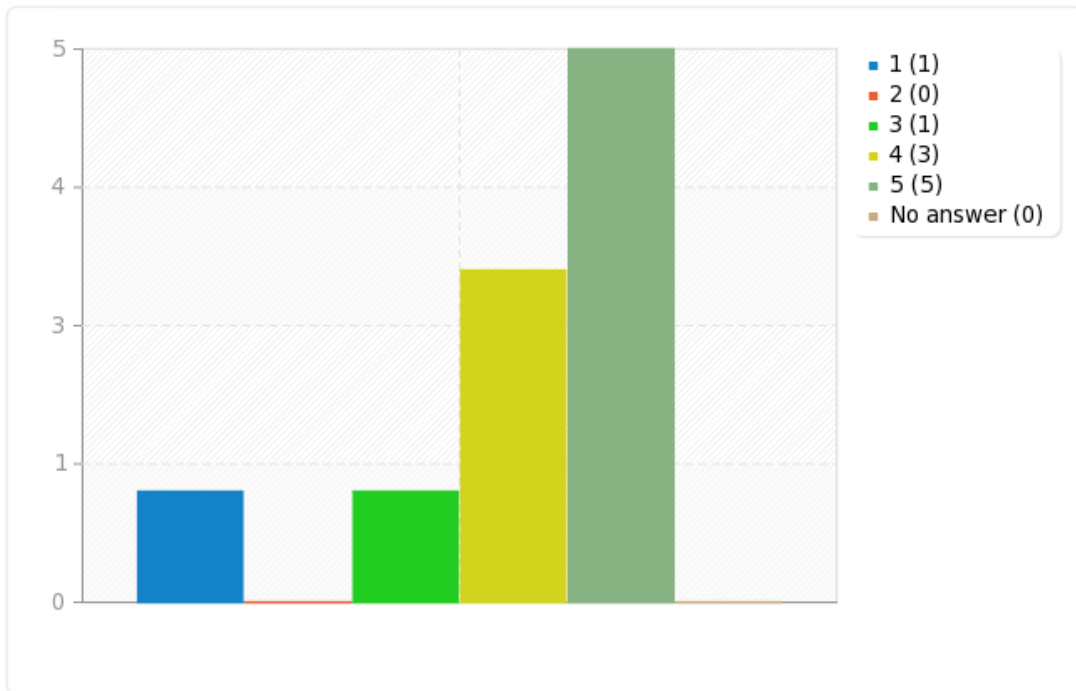
On scale from 1(strongly disagree) to 5 (strongly agree) please quantify the following statements about your experience with the Trusted Tiny Things app and system. [I found the information provided by the timetable service helpful]

Answer	Count	Percentage	Sum
1 (1)	1	10.00%	10.00%
2 (2)	0	0.00%	
3 (3)	1	10.00%	10.00%
4 (4)	3	30.00%	
5 (5)	5	50.00%	80.00%
No answer	0	0.00%	
Arithmetic mean	4.1		
Standard deviation	1.29		
Sum (Answers)	10	100.00%	100.00%
Number of cases	10	100.00%	



Field summary for 1(SQ012)

On scale from 1(strongly disagree) to 5 (strongly agree) please quantify the following statements about your experience with the Trusted Tiny Things app and system. [I found the information provided by the timetable service helpful]





Field summary for 2

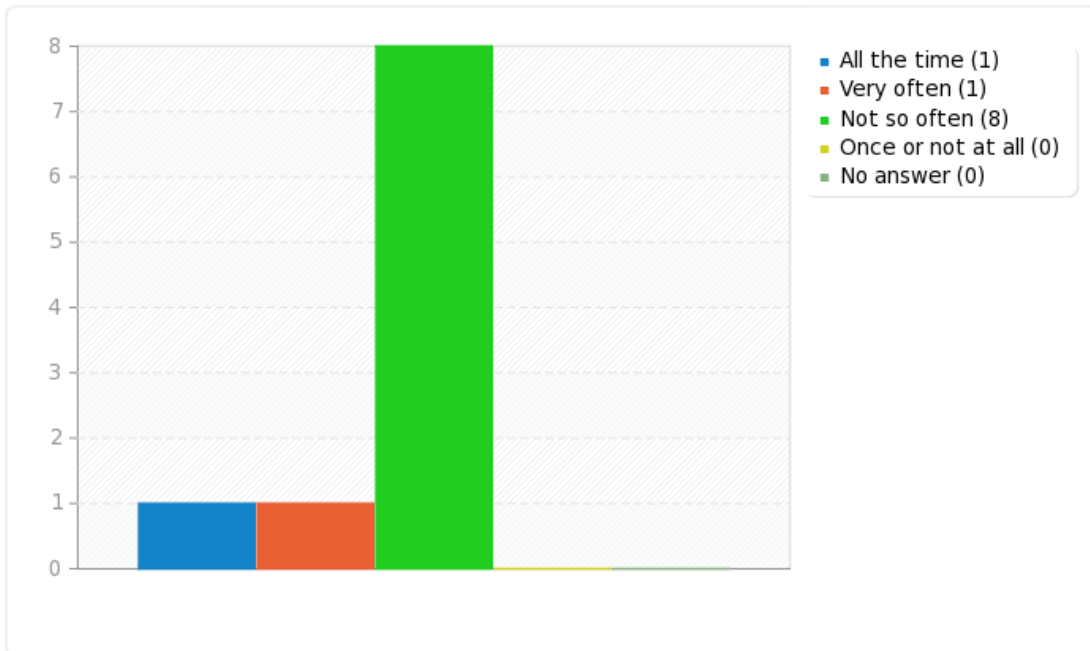
How often did you use the application?

Answer	Count	Percentage
All the time (A1)	1	10.00%
Very often (A2)	1	10.00%
Not so often (A3)	8	80.00%
Once or not at all (A4)	0	0.00%
No answer	0	0.00%



Field summary for 2

How often did you use the application?





Field summary for Likes

What aspect of the app did you like the most?

Answer	Count	Percentage
Answer	8	80.00%
No answer	2	20.00%



Field summary for Dislikes

What aspect of the app did you like the least?

Answer	Count	Percentage
Answer	8	80.00%
No answer	2	20.00%



Field summary for Comments

Please provide any comments about your experience with the app or any suggestions on how to improve the app, the trusted tiny things service or the bus timetable service.

Answer	Count	Percentage
Answer	8	80.00%
No answer	2	20.00%



Field summary for 1(SQ001)

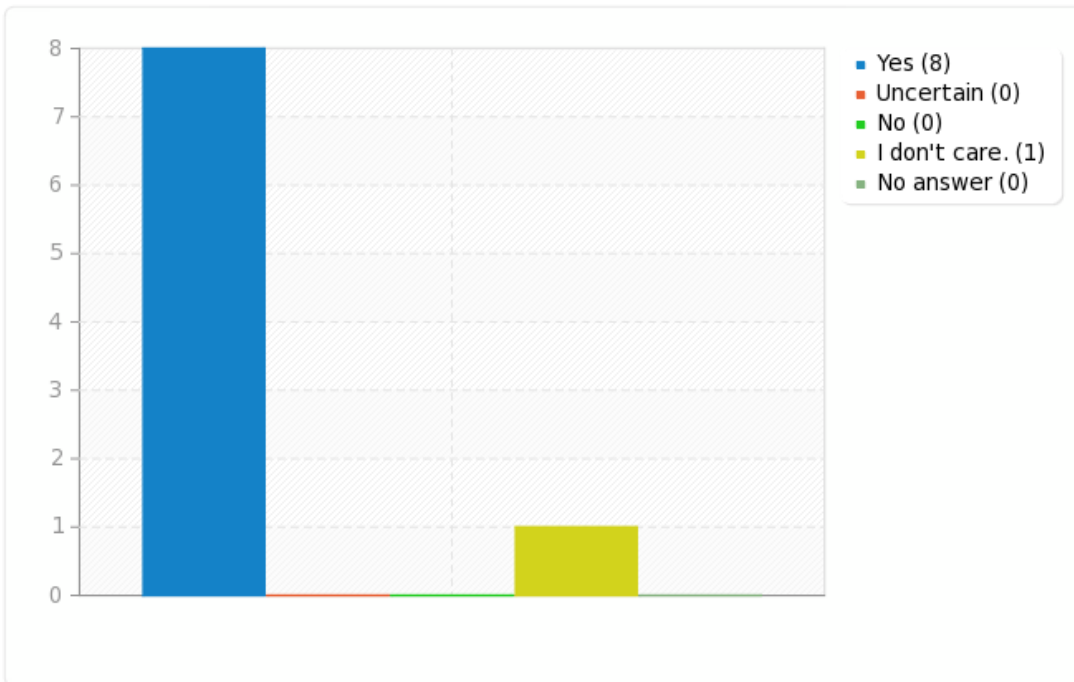
Please select appropriate radio box. [I would like to have control over what organization have access to my data.]

Answer	Count	Percentage
Yes (SQ001)	8	88.89%
Uncertain (SQ002)	0	0.00%
No (SQ003)	0	0.00%
I don't care. (SQ004)	1	11.11%
No answer	0	0.00%



Field summary for 1(SQ001)

Please select appropriate radio box. [I would like to have control over what organization have access to my data.]





Field summary for 1(SQ002)

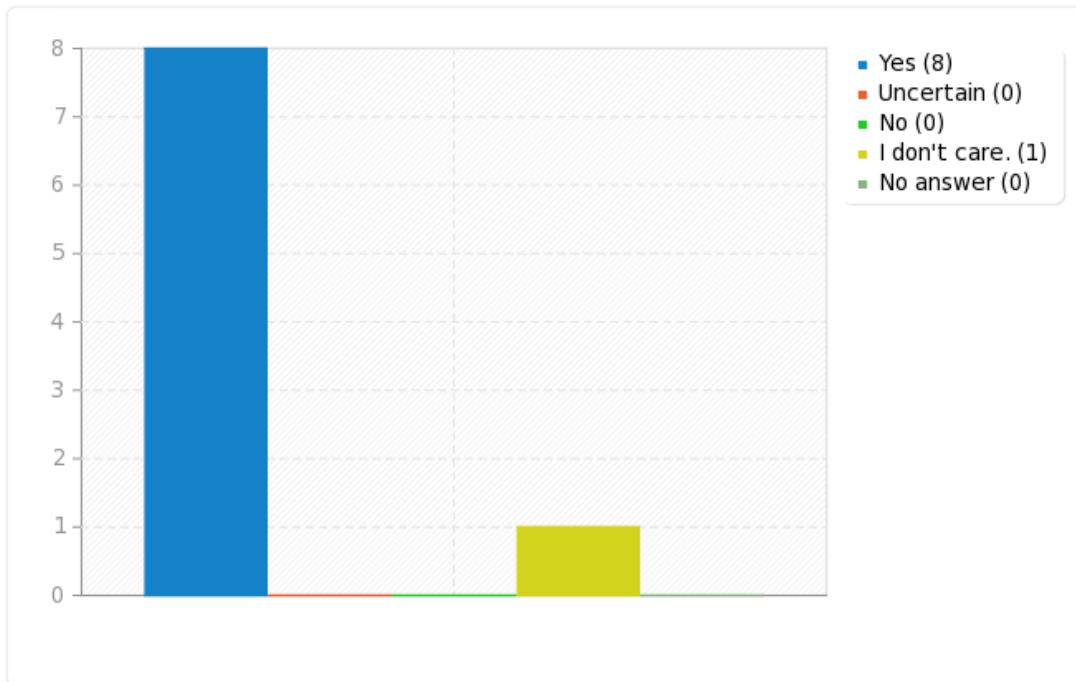
Please select appropriate radio box. [I would like to have control over what data is collected about myself.]

Answer	Count	Percentage
Yes (SQ001)	8	88.89%
Uncertain (SQ002)	0	0.00%
No (SQ003)	0	0.00%
I don't care. (SQ004)	1	11.11%
No answer	0	0.00%



Field summary for 1(SQ002)

Please select appropriate radio box. [I would like to have control over what data is collected about myself.]





Field summary for 1(SQ003)

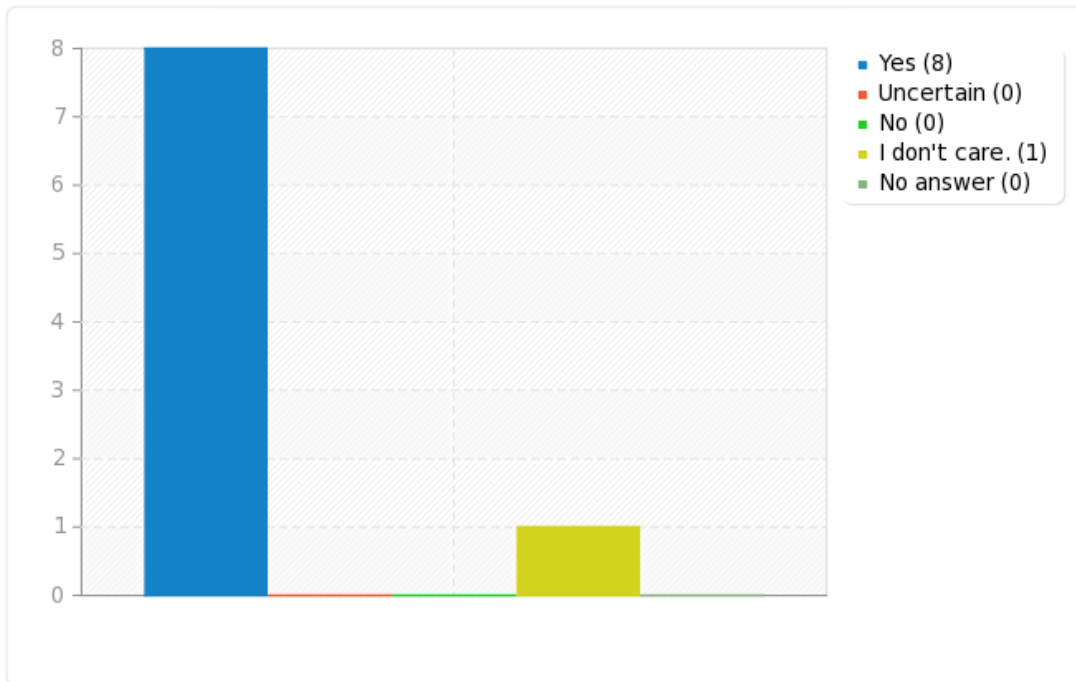
Please select appropriate radio box. [I would like to be notified if there are any changes in a service I previously agree to use.]

Answer	Count	Percentage
Yes (SQ001)	8	88.89%
Uncertain (SQ002)	0	0.00%
No (SQ003)	0	0.00%
I don't care. (SQ004)	1	11.11%
No answer	0	0.00%



Field summary for 1(SQ003)

Please select appropriate radio box. [I would like to be notified if there are any changes in a service I previously agree to use.]





Field summary for 1(SQ004)

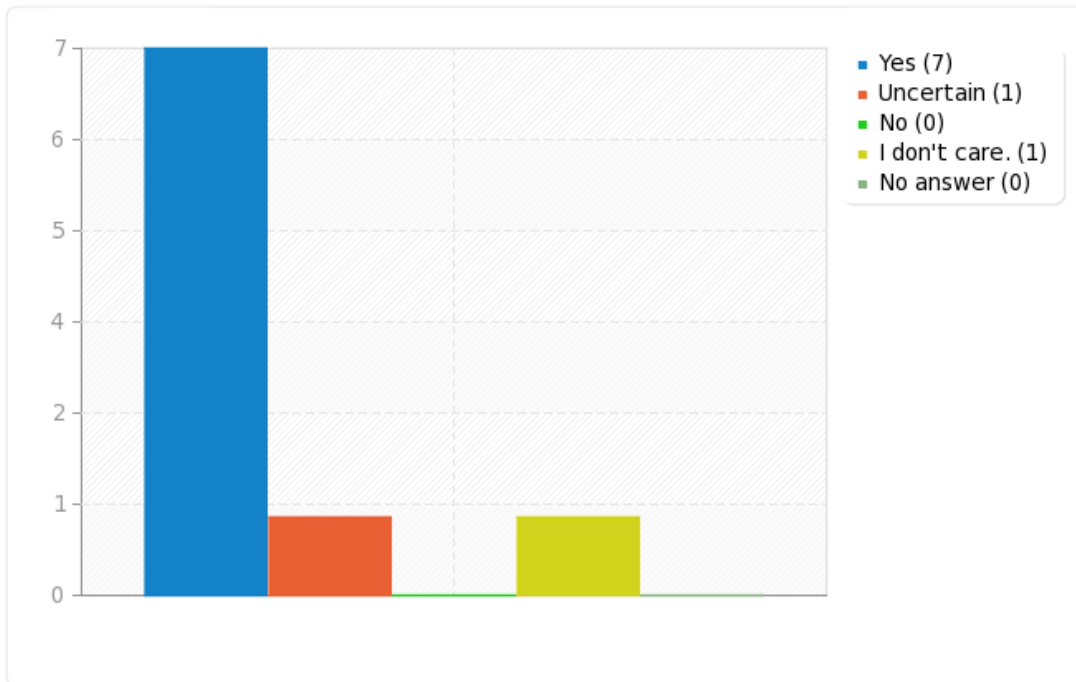
Please select appropriate radio box. [I believe that internet connected devices must be more open and regulated.]

Answer	Count	Percentage
Yes (SQ001)	7	77.78%
Uncertain (SQ002)	1	11.11%
No (SQ003)	0	0.00%
I don't care. (SQ004)	1	11.11%
No answer	0	0.00%



Field summary for 1(SQ004)

Please select appropriate radio box. [I believe that internet connected devices must be more open and regulated.]





Field summary for 1(SQ005)

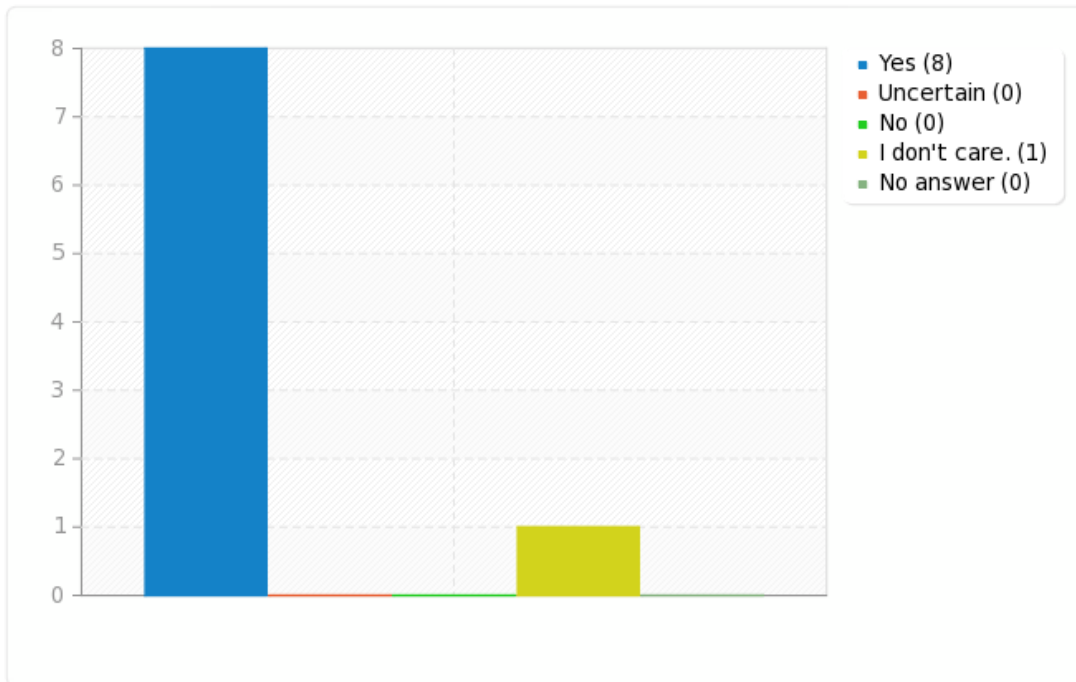
Please select appropriate radio box. [I would like to choose how I share my data.]

Answer	Count	Percentage
Yes (SQ001)	8	88.89%
Uncertain (SQ002)	0	0.00%
No (SQ003)	0	0.00%
I don't care. (SQ004)	1	11.11%
No answer	0	0.00%



Field summary for 1(SQ005)

Please select appropriate radio box. [I would like to choose how I share my data.]





Field summary for 1(SQ006)

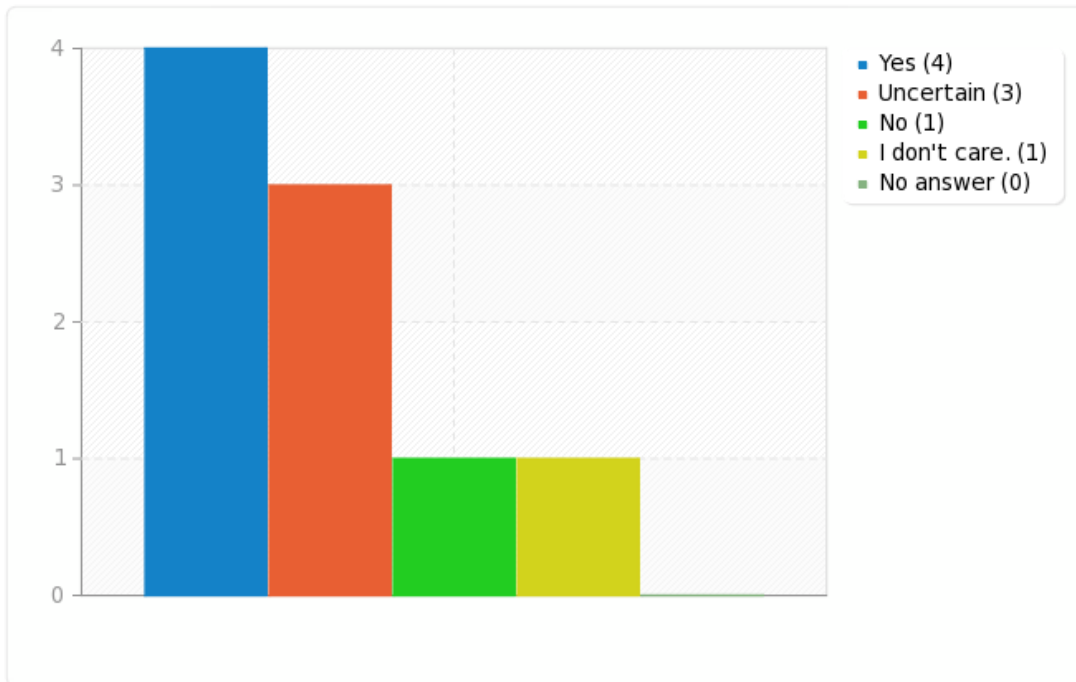
Please select appropriate radio box. [I can trust an internet connected device if I can find out what it does.]

Answer	Count	Percentage
Yes (SQ001)	4	44.44%
Uncertain (SQ002)	3	33.33%
No (SQ003)	1	11.11%
I don't care. (SQ004)	1	11.11%
No answer	0	0.00%



Field summary for 1(SQ006)

Please select appropriate radio box. [I can trust an internet connected device if I can find out what it does.]





Field summary for FinalComments

Please provide any final comments on how you would like to be able to control internet connected devices

Answer	Count	Percentage
Answer	6	66.67%
No answer	3	33.33%